

Instructions and Links to PRIDE Online In-Service Modules

1. For those who have a computer and access to the internet:

- a. Click on the link: https://www.dcfstraining.org/vtc/home/prideTraining_start.action

- b. You will be prompted to sign in using your Virtual Training Center (VTC) Account. If you do not have a VTC account, please contact the Office of Training for assistance by calling 877-800-3393 or by sending an email to DCFStraining@illinois.gov.

VTC Training ID:



















VTC Password:

Login

Cancel

Can't access your account?

- c. After you log in you will see a page with announcements and this Menu on the left. From the menu select Modules.

Main Menu	
	MODULES
	MAP & SEARCH
	MODULE FOLDERS
	MODULE MATERIALS
	ADD MODULES
<hr/>	
	MY INFORMATION
	MY KEYS & MODULES
	MY FOLDERS
	MY CLASSES & MATERIALS
	MY MESSAGES
	MY EXAMS
<hr/>	
	TAKE EXAM
<hr/>	
	ANNOUNCEMENTS
	MESSAGE BOARD
	HELP & SUPPORT
	CONTACT
	PRINT PAGE
<hr/>	
	LOGOUT










d. You will see a list of all available online training modules listed by session. Click on the session module that you wish to view in the yellow shaded box.

Modules



This menu was last refreshed on Tuesday, May 23, 2017 5:23:40 PM EST
This menu may not display current data after viewing Modules unless it has been refreshed.

Curriculum	Sub-curriculum	Title (click to play)	Open	Completed	Approved	Time
Module 1: The Foundation for Meeting the Developmental Needs of Children at Risk	Session 1	M1-Session 1: Understanding and Assessing Self-Esteem				00:00:02
	Session 2	M1-Session 2: Building Self-Esteem and Understanding Behavior				00:00:00
	Session 3	M1-Session 3: Communicating with Youth and Children, Part 1				00:00:00
	Session 4	M1-Session 4: Communicating with Youth and Children, Part 2				00:00:00
Module 2: Using Discipline to Protect, Nurture, and Meet Developmental Needs	Session 1	M2-Session 1: Promoting Positive Behavior				00:00:02
	Session 2	M2-Session 2: Promoting Self-Responsibility and Responding to Unacceptable Behavior				00:00:00
	Session 3	M2-Session 3: Responding to Challenges				00:00:00
Module 3: Addressing Developmental Issues Related to Sexuality	Session 1	M3-Session 1: Addressing Developmental Issues Relating to Sexuality				00:00:00
Module 4: Responding to the Signs and Symptoms of Sexual Abuse		M4-Session 1: Understanding Sexual Abuse				00:02:58
	Session 2	M4-Session 2: Responding to the Issues of Sexual Abuse				00:01:04
Module 5: Supporting Relationships Between Children and Their Families	Session 1	M5-Session 1: Respecting and Supporting Child/Birth Ties				00:00:00
	Session 2	M5-Session 2: Supporting Contacts between Children and Their Families				00:00:00
	Session 3	M5-Session 3: Becoming Partners in Parenting				00:00:00
Module 6: Working As a Professional Team Member	Session 1	M6-Session 1: Strengthening Teamwork Skills				00:00:00
	Session 2	M6-Session 2: Developing Your Professional Role				00:00:00

	Sessi on 3	 M6-Session 3: Conflict as Opportunity	00:00
Module 7: Promoting Children's Personal and Cultural Identity	Sessi on 1	 M7-Session 1: Valuing and Making a Commitment to Cultural Competency	00:00
	Sessi on 2	 M7-Session 2: Helping Children Develop Lifebooks	00:00
Module 8: Promoting Permanency Outcomes	Sessi on 1	 M8-Session 1: An Overview of Permanency Planning Practice	00:00
	Sessi on 2	 M8-Session 2: Understanding Permanency Goals	00:00
	Sessi on 3	 M8-Session 3: Supporting Children's Transition to Permanent Homes through Reunification, Part 1	00:00
	Sessi on 4	 M8-Session 4: Supporting Children's Transition to Permanent Homes through Reunification, Part 2	00:00
Module 9: Managing the Fostering Experience	Sessi on 1	 M9-Session 1: Managing Change in Your Family	00:00
	Sessi on 2	 M9-Session 2: Managing the Impact of Abuse/Neglect Allegations	00:00

- e. A Terms Agreement Document will pop up on your screen in front of the training session; click on OK.
- f. Your session will begin. You should be able to stop and start again at your stopping point if you cannot complete the entire training at one time.
- g. After you complete the session, close the training window. Your time in the session will be noted. You will be awarded credit on your training transcript in the VTC after a review of your training record.

2. For those with a computer but no internet access.

a. Information About Foster PRIDE Digital In-Service Training

Foster PRIDE digital in-service training modules are now available for foster and adoptive caregivers licensed by either DCFS or private agencies. Nine modules are available on CD Rom and are designed for those circumstances when foster and adoptive caregivers have training needs that cannot be met in a traditional classroom format. For example:

- More training hours needed to maintain a foster home license.
- Caregiver requests a “refresher course” to help deal with a child’s changing needs or difficult behavior.
- Training needed as part of a corrective action plan for maintaining a license.

b. Registration Process

- Caregivers contact their foster home licensing worker or Caregivers may call DCFS Registration directly to request one of the Foster PRIDE Digital in-service modules.
- To register for one of these in-service modules, telephone the DCFS Training Office toll-free at **1-877-800-3393 (TTY: 217-524-2070)** or e-mail the training office at dcfstraining@il.gov to request one of the digital training CDs be sent to the caregiver. Be prepared to update the caregiver’s address, phone number and e-mail address. E-mails should include the caregiver’s name, address, phone number and e-mail address. In the e-mail subject box, include “request for digital PRIDE”.
- Caregivers must have a computer, or access to one, to participate. They should also have access to a printer to print out the Certificate of Completion.
- Only one digital module may be requested per household at a time.

c. The CD will be mailed to the caregiver within 2 days of processing the request, along with an application form for the Virtual Training Center (VTC). The application is required to set up a Virtual Training Center account and takes less than 5 minutes to complete on the

computer. Or caregivers may print the application, complete it manually, and FAX it to the DCFS Registration Unit at **217-557-4349**.

- Instructions for the caregiver are enclosed with the CD.
- If you would like more course information or have questions by calling the DCFS Training Office at: 1-877-800-3393, or by sending an email request to DCFS Training at dcfstraining@illinois.gov.

d. Technical support will be available from Governor's State University by calling **1-708-534-4094** or e-mailing info@pridedigital.org

e. On completing the digital Foster PRIDE in-service module, the caregiver will be prompted to print a Certificate of Completion and evaluation. Both are returned to the DCFS Office of Training by e-mail, mail, or fax, to receive foster parent training credit hours. Fax number: 877-557-4349.

Digital Foster PRIDE in-service training topics:

Course Descriptions:

The following computer-delivered training modules are available:

Module One- Foundation for Meeting the Developmental Needs of Children at Risk 4 In-Service Credit hours

How to build self-esteem in children; how kids act when they need recognition, power, freedom, enjoyment and belonging; how to listen to what kids say and not what we think they say.

Module Two- Using Discipline to Protect, Nurture and Meet Developmental Needs - 3 In-Service Credit hours

Practical information about effective discipline techniques such as “I-messages,” natural consequences, and time out; also, how to “catch” kids being good, and how to encourage positive behavior.

Module Three - Addressing Developmental Issues Related to Sexuality

1 In-Service Credit hours

Investigate the stages of sexual development. Review attitudes about sex, myths and values. Discuss developmentally appropriate information for various ages and how to respond to children’s questions

Module Four- Responding to Signs and Symptoms of Child Sexual Abuse

2 In-Service Credit hours

Differentiate normal from problematic sexual behaviors in children and youth, recognize signs and symptoms of sexual abuse, and learn ways to help sexually abused children.

Module Five- Supporting Relationships Between Children and Their Families

1 In-Service Credit hours

How to help kids attach to caregivers and stay loyal to birth families; how to prepare children for visits with the birth family and support them after; how to share the parenting role with birth parents.

Module Six- Working as a Professional Team Member

3 In-Service Credit hours

Team roles; when and how to be an advocate for children; conflict and your personal style for managing it; how conflict can be a “win – win” situation.

Module Seven- Promoting Children's Personal and Cultural Identity-

2 In-Service Credit hours

What “culture” means to a child’s self-esteem; how to manage cultural diversity in a foster home; how to discuss sensitive issues with children; how to help a child record his or her history.

Module Eight- Promoting Permanency Outcomes -

4 In-Service Credit hours

Supporting reunification of the children and parents.

Module Nine- Managing the Impact of Placement on Your Family

2 In-Service Credit hours

How fostering children can affect family relationships; how to minimize resulting stresses; what supports are available.